


PROFESSIONAL CLEANING EQUIPMENT



KÄRCHER CENTER TAURUS

Unit 6, Lexior Building, c/o Joule Street & Parson Street, Southern Industrial Area - Windhoek, Namibia
TEL: (061) 370 740 | FAX: (061) 370 747 | EMAIL: kc@tmpn.com


28 Joule Street, Southern Industrial Area, Windhoek
Tel: (061) 370 700

10-12 Nickel Street Prosperita, Windhoek
Tel: (061) 370 770

Ext 10, Eliaser Tuhadeleni Street, Swakopmund
Tel: (064) 463 806

1320 Main Road Oshakati
Tel: (065) 222 447

COLD WATER HIGH PRESSURE CLEANERS



HD 4/8 X & HD 4/10 X Classic

FEATURES:

Extremely compact & lightweight with excellent mobility

Robust D180 wheels & extendable handle

One on/off switch for foolproof operation

Integrated hose reel (HD 4/10 X only)



Extremely Compact

TECHNICAL INFO:	HD 4/8	HD 4/10
Voltage:	220-240 V	220-240 V
Operating Pressure:	80 bar	100 bar
Connecting Load:	1.4 kW	1.8 kW
Flow Rate:	400 l/h	400 l/h



HD 7/11-4 & HD 6/15-4 Classic

FEATURES:

Robust metal frame chassis

4-pole electric motor


Ceramic pistons for reduced wear & tear

Foldable handle for space-saving storage



Extremely Robust Pump

TECHNICAL INFO:	HD 7/11-4	HD 6/15-4
Voltage:	220-240 V	220-240 V
Operating Pressure:	110 bar	150 bar
Connecting Load:	2.9 kW	3.4 kW
Flow Rate:	500-700 l/h	450-600 l/h



HD 9/20-4 Classic

FEATURES:

Power nozzle for superior cleaning results

Foldable handle for space-saving storage

A powerful and reliable crankshaft pump with ceramic pistons

4-pole electric motor



Extremely Robust Pump

TECHNICAL INFO:	HD 9/20-4
Voltage:	400 V
Operating Pressure:	200 bar
Connecting Load:	6.9 kW
Flow Rate:	500-900 l/h



HD 10/21-4 S & HD 10/25-4 S

FEATURES:

Servopress for pressure adjustment & water flow rate

4-pole water cooled electric motor

Maximum impact pressure for stubborn dirt

Easy!Force trigger gun



HD 7/14-4 M Plus & HD 8/18-4 M

FEATURES:

Automatic pressure relief protects the components & extends the service life of the machine

Flexible operation: use upright or horizontally. Also wall mountable

4-pole slow-running electric motor



Wall Mountable

TECHNICAL INFO:	HD 7/14-4	HD 8/18-4
Voltage:	230 V	400 V
Operating Pressure:	140 bar	180 bar
Connecting Load:	3.4 kW	4.6 kW
Flow Rate:	700 l/h	380-760 l/h



TECHNICAL INFO:	HD 10/21-4	HD 10/25-4
Voltage:	400 V	400 V
Operating Pressure:	210 bar	250 bar
Connecting Load:	8 kW	9.2
Flow Rate:	1000 l/h	500-1000 l/h

COLD WATER HIGH PRESSURE CLEANERS



HD 5/11 Cage Classic

FEATURES:

- Compact, light & versatile
- Excellent mobility
- Suitable for vertical & horizontal operation
- Wall mountable



Wall Mountable

TECHNICAL INFO:	HD 5/11
Voltage:	230 V
Operating Pressure:	110 bar
Connecting Load:	2.2 kW
Flow Rate:	500 l/h



HD 7/16-4 & HD 9/18-4 Cage Classic

FEATURES:

- Robust tubular frame for optimum protection
- Mountable to floors & walls
- Designed for tough daily operating conditions

HD 7/16-4 Cage Classic 100 mm short, stainless steel spray lance

HD 9/18-4 Cage Classic 600 mm stainless steel spray lance



HD 6/15 G & HD 7/20 G Classic

FEATURES:

Petrol powered machine for mains free operation

Ideal for construction & agriculture industries

Pneumatic tyres for moving on uneven terrain



Combustion Engine

TECHNICAL INFO:	HD 6/15	HD 7/20
Drive Type:	Petrol 5.5 hp	Petrol 5.9 hp
Operating Pressure:	150 bar	200 bar
Connecting Load:	4.1 kW	4.4 kW
Flow Rate:	600 L/h	700 l/h

ACCESSORIES USED WITH A HIGH PRESSURE CLEANER



POWER NOZZLE

Cleans large surfaces faster & more thoroughly. For extremely stubborn dirt

DIRT BLASTER

The dirt blaster with rotating pencil jet offers 10 times better cleaning performance. Ceramic nozzle & bearing ring for a long service life



ROTATING WASH BRUSH

Ideal for stubborn stains & sensitive surfaces. Allows for cleaning in the low pressure range

FOAMER CUP LANCE

Short, handy foam cup lance with adjustable spray angle. 1ltr detergent tank with variable detergent dosage. Includes rotating connector



CAR WASH SWING BOOM

High pressure ceiling boom that provides 360° continuous rotation for the operator. Ideal for vehicle wash bays, maintenance facilities & manufacturing plants. Various customizable options available



FRV 30 SURFACE CLEANER

Hard surface cleaner that cleans & suctions waste water at the same time. Suitable for use indoors & outdoors



HOT WATER HIGH PRESSURE CLEANERS



HDS 5/15 UX

FEATURES:

Innovative upright design ensures good mobility

Integrated hose reel for managing & storing pressure hose

Takes up minimum storage space

Pressure switch control: pump switches off as soon as trigger is released, thus prolongs the service life of the motor & pump

Cleans stubborn oily & greasy stains



HDS 6/14 C & HDS 8/18-4 C Classic

FEATURES:

Unique Eco mode ensures environmentally friendly & economical operation

Servo-control for precise adjustment of pressure & water flow rate

Lockable accessory compartment

Large tank opening with integrated filling chute for easy filling

Easy!Force trigger gun



HDS-E 8/16-4 M 24kW

FEATURES:

Equipped with an electric boiler thus produces no exhaust gases for indoor use

Highly energy efficient for high cost savings

Servo-control for precise adjustment of pressure & water flow rate

Auto shut off when tank is empty

Easy!Force trigger gun



TECHNICAL INFO:	HDS 5/15
Voltage:	230 V
Operating Pressure:	150 bar
Connecting Load:	2.7 kW
Flow Rate:	450 l/h
Max Temperature:	80°C

TECHNICAL INFO:	HDS 6/14	HDS 8/18-4
Voltage:	230 V	400 V
Operating Pressure:	140 bar	180 bar
Connecting Load:	3.6 kW	6 kW
Flow Rate:	240-560 l/h	300-800 l/h
Max Temperature:	80°C	155°C

TECHNICAL INFO:	HDS-E 8/16
Voltage:	400 V
Operating Pressure:	30-160 bar
Connecting Load:	29.5 kW
Flow Rate:	300-760 l/h
Max Temperature:	85°C



HDS 10/20-4 M & HDS 12/18-4 S

FEATURES:

Unique Eco mode ensures environmentally friendly & economical operation

User friendly - clearly arranged control panel, spray lance holder & LED display

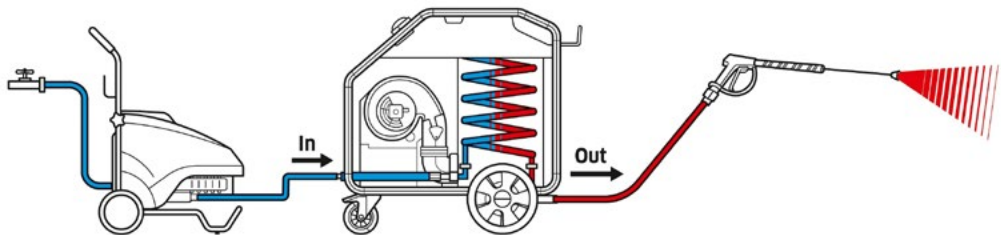
Maximum maneuverability

Easy access to all components that need servicing

Highly efficient cleaning is guaranteed



HG 64 Hot Water Generator



URNS ANY COLD WATER HIGH PRESSURE CLEANER INTO A HOT WATER MACHINE

FEATURES:

Achieve 35% faster and better cleaning results using hot water compared to cold water

Cost effective - save on detergents

Designed for long-term use, features a safety block with pressure switch, protection against water deficiency

Protection in continuous heavy-duty use



TECHNICAL INFO:	HDS 10/20	HDS 12/18
Voltage:	400 V	400 V
Operating Pressure:	200 bar	180 bar
Connecting Load:	7.8 kW	8.4 kW
Flow Rate:	500-1000 l/h	600-1200 l/h
Max Temperature:	155°C	155°C


QUIET, WET & DRY VACUUM CLEANERS



T 7/1 & T 11/1 HEPA Classic

FEATURES:

- Extremely lightweight with high suction power
- Quiet vacuums ideal for noise sensitive areas
- Easy operation & practical cable storage
- Equipped with a highly effective fleece filter bag
- T 11/1 features a HEPA 14 filter



Dry Vacuum

TECHNICAL INFO:	T 7/1	T 11/1
Air Flow Rate:	40 l/s	40 l/s
Sound Level:	62 dB(A)	61 dB(A)
Container Capacity:	7.5 ltr	11 ltr
Vacuum:	235 mbar	235 mbar
Power Rating:	850 W	850 W



T 10/1 Adv & T 12/1 Eco

FEATURES:

- On-board cable storage
- Convenient on/off foot switch
- Equipped with a highly effective permanent fleece filter bag
- Extremely low noise level



Dry Vacuum

TECHNICAL INFO:	T 10/1	T 12/1
Air Flow Rate:	43 l/s	46 l/s
Sound Level:	57 dB(A)	60 dB(A)
Container Capacity:	10 ltr	12 ltr
Vacuum:	240 mbar	185 mbar
Power Rating:	700 W	500 W



CV 30/1 & CV 38/2 Upright Vacuum

FEATURES:

- Manual adjustment enables you to set the brush to the ideal height for the pile being cleaned
- Equipped with a detachable suction tube for problem areas & upholstery
- Automatic brush pressure release mechanism to avoid damage to the carpet
- Height adjustable handle



TECHNICAL INFO:	CV 30/1	CV 38/2
Air Flow Rate:	43 l/s	40 l/s
Sound Level:	66 dB(A)	65 dB(A)
Container Capacity:	5.5 ltr	5.5 ltr
Vacuum:	193 mbar	200 mbar
Power Rating:	850 W	850 W



NT 22/1 AP L & NT 30/1 Tact L

FEATURES:

- Lightweight & compact, which makes it easy to transport & store
- Semi to fully automatic filter cleaning, ensuring constant high suction power
- Equipped with power outlet for tools



Wet & Dry Vacuum


TECHNICAL INFO:	NT 22/1	NT 30/1
Air Flow Rate:	71 l/s	74 l/s
Sound Level:	71 dB(A)	69 dB(A)
Container Capacity:	22 ltr	30 ltr
Vacuum:	255 mbar	273 mbar
Power Rating:	1300 W	1380 W



NT 30/1 Me Classic

FEATURES:

- Highly manoeuvrable & user friendly
- Strong suction power
- Large permanent main filter basket for optimal dust separation
- Shock-resistant container construction & robust chassis
- Wet function for vacuuming moderate volumes of liquid



Wet & Dry Vacuum

TECHNICAL INFO:	NT 30/1
Air Flow Rate:	59 l/s
Sound Level:	78 dB(A)
Container Capacity:	30 ltr
Vacuum:	277 mbar
Power Rating:	1500 W



NT 50/2 Me & NT 70/2 Me Classic

FEATURES:

- Powerful dual motor
- Wet function for vacuuming large volumes of liquid
- Robust chassis with metal castors
- NT 70/2 ME Classic is fitted with a practical drain hose



Wet & Dry Vacuum

TECHNICAL INFO:	NT 50/2	N 70/2
Air Flow Rate:	2x 53 l/s	2x 53 l/s
Sound Level:	76 dB(A)	76 dB(A)
Container Capacity:	50 ltr	70 ltr
Vacuum:	225 mbar	225 mbar
Power Rating:	2300 W	2300 W

PUSH, WALK-BEHIND & RIDE-ON SWEEPERS



KM 70/15 C Push Sweeper

FEATURES:

- Main sweeper roller is powered by both wheels
- 4 stage adjustable side brush
- Large dirt hopper with handle for easy handling & emptying
- 3 stage adjustable push handle to suit height & reach of user



KM 75/40 W Vacuum Sweeper

FEATURES:

- Efficient & dust-free sweeping of indoor & outdoor areas
- Large waste container with grip & wheels for easy emptying
- Brushes can be changed without tools



KM 100/100 R Ride-On Sweeper

FEATURES:

- Easy to operate with clear controls
- Effective filter cleaning for continuous dust-free operation, with long service life
- Robust & compact, built to last & highly reliable



FASTER AND MORE EFFICIENT THAN USING A BROOM

TECHNICAL INFO:	KM 70/15
Drive Type:	Manual
Working Width:	480 mm (excl. brush)
Container Capacity:	42 ltr
Max Performance:	2800 m ² /h

TECHNICAL INFO:	KM 75/40
Drive Type:	Battery/Petrol
Working Width:	550 mm (excl. brush)
Container Capacity:	40 ltr
Max Performance:	3375 m ² /h

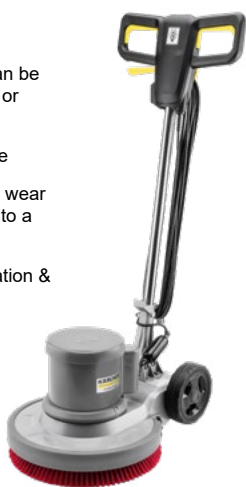
TECHNICAL INFO:	KM 100/100
Drive Type:	Battery/Petrol
Working Width:	700 mm (excl. brush)
Container Capacity:	100 ltr
Max Performance:	7800 m ² /h



BDS 43/150 C Single Disc Machine

FEATURES:

- Multifunctional machine can be used as cleaner, scrubber or polisher
- Extremely robust & durable
- Planetary gear drive - less wear & maintenance compared to a belt drive
- Good balance, quiet operation & easy to handle



OPTIONAL TANK AVAILABLE

TECHNICAL INFO:	BDS 43/150
Voltage:	220-240 V
Motor Rating:	1500 W
Working Width:	430 mm
Rotational Speed:	150 rpm



FLOOR MAINTENANCE PAD GUIDE



BLACK STRIPPER PAD
For consistent, proven performance. 40% more aggressive than competitive pads.
Code: 26-P...BLACK



BROWN STRIPPER PAD
A conformable stripping pad for uneven floors. Effectively strips 2-4 coats of existing finishes.
Code: 26-P...BROWN



BLUE CLEANER PAD
Heavy-duty scrubbing of floors. Also suitable for stripping & scrubbing of polymer sealer.
Code: 26-P...BLUE



RED BUFFER PAD
For everyday cleaning & light scrubbing. Removes light soil, scuff marks & black heel marks.
Code: 26-P...RED



WHITE SUPER POLISH PAD
Ideal for removing soil & scuff marks. Also used to polish wood floors.
Code: 26-P...WHITE



ERASER BURNISH PAD
Removes black marks & returns gloss. Ideal for harder finishes & high traffic areas.
Code: 26-P...PINK



SKY BLUE HI-PERFORMANCE BURNISH PAD
Restores gloss to dull floors. Use for frequent burnishing with less dust, point build up & burning.
Code: 26-P...

TO MAINTAIN CLEAN, SAFE & BEAUTIFUL FLOORS. HELPS REDUCE THE OVERALL COST OF CLEANING.

AVAILABLE IN DIFFERENT SIZES:
250mm | 300mm | 325mm | 350mm
400mm | 425mm | 500mm

FOR HARD & TEXTILED FLOORS

PUSH, WALK-BEHIND & RIDE-ON SCRUBBER DRIERS



BR 30/4 C Upright Scrubber

FEATURES:

Cleans faster, more effectively & more hygienically than manual methods

Manoeuvrable & easy to handle

Able to clean under furniture

Floors dry immediately - reduces the risk of slipping

Can also clean carpets with optional kit

BATTERY OPERATED MODEL ALSO AVAILABLE



BR 35/12 BP Scrubber

FEATURES:

Lightweight & quiet with a fast rechargeable battery

User-friendly, easy to maintain & highly manoeuvrable

Ecoefficiency mode reduces energy consumption increasing running time

Ideal for small & cluttered areas



BD 80/100 W Classic Scrubber

FEATURES:

Robust machine for tough working conditions

2 stage adjustable brush contact pressure for different cleaning tasks

Powerful traction motor helps to easily climb slopes



TECHNICAL INFO:	BR 30/4	BR 30/4 BP
Voltage:	220-240 V	36 V
Power Rating:	820 W	550 W
Container Capacity:	4/4 ltr	4/4 ltr
Max Performance:	200 m ² /h	200 m ² /h

TECHNICAL INFO:	BR 35/12
Voltage:	25.2 V
Power Rating:	500 W
Container Capacity:	12/12 ltr
Max Performance:	1400 m ² /h

TECHNICAL INFO:	BD 80/100
Voltage:	24 V
Power Rating:	1900 W
Container Capacity:	100/100 ltr
Max Performance:	3645 m ² /h



BD 43/25 C & BD 50/50 C BP Classic

FEATURES:

Large tank volume with compact dimensions

Easy to operate - reduced to most important functions & clear icons displayed on the panel

Extremely durable & suitable for daily use

Battery powered for cordless operation



BD 50/70 R Classic BP

FEATURES:

Its narrow profile allows for easy handling & ensures a high degree of manoeuvrability & agility

Two tank system with automatic water stop


Easy operation with self-explanatory symbols & clear control panel

High area performance due to large working width



TECHNICAL INFO:	BD 43/25	BD 50/50
Working Width:	430 mm	510 mm
Power Rating:	1100 W	1100 W
Container Capacity:	25/25 ltr	50/50 ltr
Max Performance:	1720 m ² /h	2040 m ² /h

TECHNICAL INFO:	BD 50/70
Working Width:	510 mm
Power Rating:	1400 W
Container Capacity:	70/75 ltr
Max Performance:	2805 m ² /h



SPRAY EXTRACTORS & STEAM CLEANERS



Puzzi Pro 400 / Puzzi 8/1

SPRAY EXTRACTION CLEANER

FEATURES:

Deep cleaning of carpets & upholstery

Easy to carry

Comfortable transportation & easy storage

Two push buttons allowing spraying & vacuuming independently

High safety & quality standards



Puzzi 10/1 & Puzzi 10/2

SPRAY EXTRACTION CLEANER

FEATURES:

Deep cleaning of carpets & upholstery

Easy to carry

Two push buttons allowing spraying & vacuuming independently

With adapter for PW30 Power brush (10/2 only)



Puzzi 30/4

SPRAY EXTRACTION CLEANER

FEATURES:

Deep cleans carpets & leaves only a market-leading 9% residual moisture

Reduces the risk of resoiling & enables cleaned areas to be used again very quickly

With adapter for PW30 Power brush

Ideal for cleaning large areas



TECHNICAL INFO:	PUZZI PRO 8/1
Air Flow Rate:	61 l/s
Max Performance:	12-18 m ² /h
Vacuum:	230 mbar
Container Capacity:	8/7 ltr
Power Rating:	1200 W

TECHNICAL INFO:	10/1	10/2
Air Flow Rate:	74 l/s	74 l/s
Max Performance:	20-25 m ² /h	30-45 m ² /h
Vacuum:	254 mbar	254 mbar
Container Capacity:	10/9 ltr	10/9 ltr
Power Rating:	1250 W	1250 W

TECHNICAL INFO:	30/4
Air Flow Rate:	74 l/s
Max Performance:	60-75 m ² /h
Vacuum:	254 mbar
Container Capacity:	30/15 ltr
Power Rating:	1200 W



WVP 10 ADV Surface Vacuum

FEATURES:

Suitable for all types of smooth surfaces - horizontal, vertical or overhead

Streak-free cleaning right up to the edges

Battery powered for cordless operation

Quick charging battery



SG 4/4 Steam Cleaner

FEATURES:

Continuous replenishment of the water level allows for long operating periods

Adjustable steam pressure for different cleaning tasks

Clean without harsh chemicals



SGV 6/5 & SGV 8/5 Steam Vacuum

FEATURES:

Unique Eco mode ensures environmentally friendly & economical operation

User friendly - clearly arranged control panel, spray lance holder & LED display

Maximum manoeuvrability

Easy access to all components that require servicing

Highly efficient cleaning is guaranteed



TECHNICAL INFO:	WVP 10
Working Width:	280 mm
Container Capacity:	0.2 ltr
Battery Voltage:	3.7 V
Battery Runtime:	35 min

TECHNICAL INFO:	SG 4/4
Steam Pressure:	4 bar
Tank Capacity:	4 ltr
Voltage:	220-240 V
Heating Output:	2300 W

TECHNICAL INFO:	SGV 6/5	SGV 8/5
Steam Pressure:	6 bar	8 bar
Tank Capacity:	5/5 ltr	5/5 ltr
Voltage:	220-240 V	220-240 V
Heating Output:	3000 W	3000 W

IDEAL FOR SMOOTH SURFACES SUCH AS WINDOWS, GLASS & TILES

IDEAL FOR USE IN KITCHENS, BATHROOMS, SANITARY AREAS FOR CLEANING HARD & RESILIENT FLOOR COVERINGS, WINDOWS & FURNITURE